


NP 251

Banana Peel® Component Video Cables

By affixing the individual coax cables to a center spline and eliminating the outer jacket, these Brilliance® Banana Peel component video cables cut installation labor/costs. Precise 75-ohm impedance offers end-users optimized whole-system performance.



Belden® Brilliance® Banana Peel Hi-Res Component Video Cables Provide Optimum Performance and Reduce Installation Time/Labor

The RGB standards were designed to address analog video's ability to capture and transmit complex moving images, loaded with information, utilizing analog-only equipment and frequency-limited cables. Most RGB cables available today are still designed for these outdated standards, formats and frequencies.

Precision analog video cables provide greater signal integrity, delivering a better picture than typical RGB transmissions. Digital video and HDTV run at still higher frequencies and make even better use of component video for still greater picture clarity.

To accommodate the need for higher frequency, longer distance transmissions and the ability to run more demanding applications such as high resolution VGA on large screens, HDTV, Hi-Res CAD, animation, editing and special effects, a true 75-ohm, high frequency cable with optimum design features is needed. Belden Brilliance Mini Hi-res Component Video cables meet these new high-end requirements. The unique design of these cables also makes them ideal for multiple runs of composite video signals such as SDI or HDTV (video snake cable).

To meet the needs of the installer, these cables are now available in a Banana Peel composite cable configuration.

Banana Peel Constructions Offer Many Labor Saving and Easy-Identification Features

Banana Peel Hi-Res Composite Video cables will decrease your labor costs because the overall jacket has been eliminated. Without the overall jacket, a whole step in the termination process has been removed, plus the individual cable components are all instantly identifiable (the individual cables are color-coded and the print legends are immediately visible). And, these cables are ready for termination – just peel the individual cables off the center spline and terminate. The elimination of the overall jacket also means that the composite has a smaller diameter, so the cable's overall bend radius is improved and use of a smaller size conduit is possible.

Unprecedented Flexibility And Workability

Bundled coax cables are notoriously stiff, especially when rated for plenum use, and the jackets of traditional CMP-rated, jacketed RGB cables are also notoriously difficult to strip for termination. Banana Peel RGBs overcome both these objections.

Banana Peel Hi-Res Component Coax bundles hold together without an overall jacket, making them markedly more flexible than jacketed versions. And instead of using a fluorocopolymer jacket that makes the individual coaxes difficult to dress, plenum styles 1282 and 1283 have plenum-rated PVC Flam arrest® individual jackets.

Two Sizes Available to Cover Any Distance and Fill Any Need

Banana Peel® Hi-Res Component Video Cables are available in two sizes:

25 AWG: Series 1281 and 1282 Series bundled cables are comprised of Mini RG-59 coaxes. Series 1281 cables are CMR-rated, Banana Peel versions of Belden's extremely popular 1279R jacketed styles. Series 1282 cables are CMP-rated, Banana Peel versions of 1279P jacketed styles.

Series 1281 and 1282 are enhanced versions of traditional RGB cables and feature 25 AWG solid copper center conductors for lower attenuation and easier termination, flexible PVC jackets and high frequency Beldfoil® foil shields that are used in combination with Belden's unique interlocked serve copper shield for 100% coverage. This unique shielding design also prevents the shields from bunching up when flexed, yet the shield is easier to comb out than a full braid.

Series 1281 and 1282 cables are sweep tested to 850 MHz and their Return Loss levels are fully documented and guaranteed. Depending on the horizontal scan rate, unamplified SVGA signals can be transmitted 150 to 180 feet over 1281 and 1282 Series cables – based on a 6dB loss budget.

Older RGB-style cables are ill suited for today's high frequency analog and digital transmissions. 1279 jacketed styles, and the new 1281 and 1282 styles, are the upgrade you need – especially since they are compatible with older, standard RGB-style connectors and tooling.

20 AWG: Series 1283 bundled cables are comprised of RG-59 style Plenum-rated Precision Video coaxes. Based on Belden® 1506A, these cables feature 20 AWG solid copper center conductors, Beldfoil foil shields in combination with 95% bare copper braid shields, and flexible PVC jackets rated for plenum use. Since these cables are based on 1506A, installers can also use the standard 1506A connectors and tools.

These cables are sweep tested for Return Loss and are fully documented and guaranteed. Depending on the horizontal scan rate, unamplified SVGA signals can be transmitted 330-390 feet – based on a 6dB loss budget.

1283 Series cables replace Belden 1824A and 1826A which were discontinued. The non-plenum alternatives, 7794A-7798A, are only available in jacketed versions at this time.

Applications

Brilliance® Banana Peel Hi-Res Component Video cables are ideal for high-resolution monitor and projection imaging in the following situations/facilities:

- Corporate boardrooms
- Command and control centers
- Multi-purpose auditoriums
- Teleconferencing centers
- Home theater
- Performance venues
- Post-production facilities
- Houses of worship


Connector and Tool Availability

Manufacturer	Style	Part No. 1281, 1282 Styles	Part No. 1283 Styles
ADC	BNC	BNC-16	BNC 6
Belden	BNC	1B25A	—
	RCA	1R25A	—
	Stripping Tool	HCST	—
	Compression Tool	HCCT	—
ICM	RCA	FSRCA-1RGB	—
Kings	BNC	2065-25-9	2065-2-9
Trompeter	BNC	105-2053-9	UPL-2000-DB

Maximum Recommended Transmission Distance (without using an interface)

Resolution	VGA-640 x 480			SVGA-800 x 600			XGA-1024 x 768			SXGA-1280 x 1024			UXGA-1600 x 1200			RGB	HDTV*
Image Refresh Rate (Hz)	60	75	85	60	75	85	60	75	85	60	75	85	60	75	85	30	30
Horizontal Scan Rate (KHz)	28.8	36.5	40.8	36	45	51	46.1	57.6	65.3	61.4	76.8	87	72	90	102	14.5	32.4
Primary Bandwidth Frequency (MHz)	9.2	11.7	31.1	14.4	18.0	20.4	23.6	29.5	33.4	39.3	49.2	55.7	57.6	72.0	81.6	3.3	31.1
BW (MHz) -3dB Nom. for 0.5 dB flatness	41.4	52.7	59.0	64.8	81.0	91.8	106.2	132.8	150.3	176.9	221.4	250.7	259.2	324.0	367.2	14.9	140
BW (MHz) -3dB Nom. for 0.1 dB flatness	91.1	114.7	129.7	142.6	178.2	202.0	233.6	292.1	330.7	389.1	487.1	551.4	570.2	712.8	807.8	32.7	307.9
Part Number	Maximum Recommended Transmission Distance (in feet) at -3dB and .1dB flatness																
1281R and 1282P Series	64	56	53	50	44	41	38	34	31	29	25	24	23	21	19	112	33
1283S3-1283S6	111	98	92	87	78	73	67	60	56	51	46	43	42	37	35	190	58
Part Number	Maximum Recommended Transmission Distance (in feet) -3dB and at .5dB flatness																
1281R and 1282P Series	98	86	81	77	68	64	59	52	48	44	39	37	36	32	30	172	50
1283S3-1283S6	168	148	139	133	118	110	102	91	85	78	69	65	64	57	53	289	88

*HDTV per SMPTE 240M Television – Signal Parameters -1125 Line High-Definition Production Systems.



Mini Hi-Res Component Video Cable

Single Coax and Banana Peel® Unjacketed Coax Bundled, CM, CMR and CMP Rated

Description	Part No.	UL NEC/ C(UL) CEC Type	No. of Cond.	Standard Lengths		Standard Unit Weight		Conductor (stranding) Diameter Nom. DCR	Nominal Core OD		Shielding Materials Nom. DCR	Nominal OD		Nom. Imp. (Ω)	Nom. Vel. of Prop.	Nominal Capacitance		Nominal Attenuation		
				Ft.	m	Lbs.	kg		Inch	mm		Inch	mm			pF/Ft.	pF/m	MHz	dB/ 100 Ft.	dB/ 100m

Miniature • 25 AWG Solid .018" Tinned Copper Conductors • Duobond® (100% Coverage) + TC Interlocked Serve Shield (95% Coverage)

Gas-injected Foam HDPE Insulation • Black PVC Jacket

<p>Interlocked Serve</p>	1281R* <i>new</i>	NEC:	1	1000	304.8	8.0	3.6	25 AWG (solid) .018" TC 34.0 Ω /M' 111.6 Ω /km	.074	1.88	Duobond (100%) + TC Serve (95%) 5.4 Ω /M' 17.7 Ω /km	.114	2.90	75	80%	17.0	55.8																				
		CEC:																																			
		CMR																																	1	.50	1.6
		CMG																																	5	1.2	3.9
																																			10	1.6	5.2
																																			20	2.4	7.9
																																			50	3.8	12.1
																																			71	4.4	14.1
																																			100	4.9	16.1
																																			135	5.6	18.4
																																			180	6.4	21.0
																		200	6.7	22.0																	
																		270	7.7	25.2																	
																		400	9.5	31.1																	
																		750	13.4	44.0																	
																		1000	15.8	51.8																	
																		2250	26.1	85.6																	
																		3000	31.2	102.3																	

100% Sweep tested. 5 MHz to 850 MHz.

* Available in Black only.

Plenum • FPFA Insulation • Black Flamarrist® Jacket

<p>Interlocked Serve</p>	1282P* <i>new</i>	NEC:	1	1000	304.8	10.0	4.5	25 AWG (solid) .018" TC 31.8 Ω /M' 104.3 Ω /km	.074	1.88	Duobond (100%) + TC Serve (95%) 5.8 Ω /M' 19.0 Ω /km	.114	2.90	75	81%	17.0	55.8																				
		CEC:																																			
		CMR																																	1	.50	1.6
		CMG																																	5	1.2	3.9
																																			10	1.6	5.2
																																			20	2.4	7.9
																																			50	3.8	12.1
																																			71	4.5	14.8
																																			100	5.2	17.1
																																			135	5.9	19.5
																																			180	6.8	22.2
																		200	7.1	23.1																	
																		270	8.2	26.9																	
																		400	10.0	32.9																	
																		750	14.3	47.0																	
																		1000	16.9	55.4																	
																		2250	25.5	83.6																	
																		3000	33.9	111.3																	

100% Sweep tested. 5 MHz to 850 MHz.

* Available in Black only.

Miniature • 25 AWG Solid .018" Bare Copper Conductors • Duobond® (100% Coverage) + TC Interlocked Serve Shield (95% Coverage)

Foam HDPE Insulation • PVC Jackets in Colors (See Chart) • 5 Bundles Also in All Black • Center Spine Binder

<p>Interlocked Serve</p>	1281S3 <i>new</i>	NEC:	3	500 [†]	152.4	24.2	11.0	25 AWG (solid) .018" TC 34.0 Ω /M' 106.3 Ω /km	.074	1.88	Duobond (100%) + TC Serve (95%) 5.4 Ω /M' 17.7 Ω /km	.114	2.9	75	80%	17.0	55.8																	
		CEC:																																
		CMR																													1	.50	1.6	
		CMG																													5	1.2	3.9	
																															10	1.6	5.2	
																															20	2.4	7.9	
																															50	3.8	12.1	
																															71	4.4	14.1	
																															100	4.9	16.1	
																															135	5.6	18.4	
																															180	6.4	21.0	
																		200	6.7	22.0														
																		270	7.7	25.2														
																		400	9.5	31.1														
																		750	13.4	44.0														
																		1000	15.8	51.8														
																		2250	26.1	85.6														
																		3000	31.2	102.3														

100% Sweep tested. 5 MHz to 850 MHz.







[†]Spools are one piece, but length may vary \pm 10% from length shown.

DCR = DC Resistance • FPFA = Foam Perfluoroalkoxy • HDPE = High-density Polyethylene • TC = Tinned Copper

Contact the Belden Customer Service Department for a more Comprehensive Connector Cross Reference. **1.800.BELDEN.1**. Request quotations of cables not listed.






Mini Hi-Res Component Video Cable

Banana Peel® Unjacketed Coax Bundled, Plenum Rated

Description	Part No.	UL NEC/ C(UL) CEC Type	No. of Cond.	Standard Lengths		Standard Unit Weight		Conductor (stranding) Diameter Nom. DCR	Nominal Core OD		Shielding Materials Nom. DCR	Nominal OD		Nom. Imp. (Ω)	Nom. Vel. of Prop.	Nominal Capacitance		Nominal Attenuation			
				Ft.	m	Lbs.	kg		Inch	mm		Inch	mm			pF/Ft.	pF/m	MHz	dB/ 100 Ft.	dB/ 100m	
Miniature • 25 AWG Solid .018" Tinned Copper Conductors • Duobond® (100% Coverage) + TC Interlocked Serve Shield (95% Coverage) Plenum • Foam FEP Insulation • Flamarest® Jackets in Colors (See Chart) • 5 Bundles Also in All Black • Center Spline Binder																					
 Interlocked Serve	1282S3  	NEC: 3 CMP: 1000 CEC: 304.8 CMP: 42.8	3	500	152.4	21.9	10.0	25 AWG (solid) .018" TC 31.8Ω/M' 104.3Ω/km	.074	1.88	Duobond (100%) + TC Serve (95%) 5.8Ω/M' 19.0Ω/km	Single: .114 2.9 Overall: .246 6.2	75	81%	17.0	55.8	1	.50	1.6	3.9	
	1282S4 	NEC: 4 CMP: 1000 CEC: 304.8 CMP: 50.4	4	500	152.4	25.7	11.7	same as above	.074	1.88	same as above	Single: .114 2.9 Overall: .275 7.0	100% Sweep tested. 5 MHz to 850 MHz.					5	1.2	3.9	
	1282S5 	NEC: 5 CMP: 1000 CEC: 304.8 CMP: 65.6	5	500	152.4	33.3	15.1	same as above	.074	1.88	same as above	Single: .114 2.9 Overall: .308 7.8	10	1.6	5.2	20	2.4	7.9	50	3.8	12.1
	1282S6 	NEC: 6 CMP: 1000 CEC: 304.8 CMP: 76.0	6	500	152.4	39.0	17.7	same as above	.074	1.88	same as above	Single: .114 2.9 Overall: .342 8.7	71	4.5	14.8	100	5.2	17.1	135	5.9	19.5
																	180	6.8	22.2	200	7.1
																270	8.2	26.9	400	10.0	32.9
																750	14.3	47.0	1000	16.9	55.4
																2250	25.5	83.6	3000	33.9	111.3

Hi-Res RG-59/U Type Component Video Cable

Banana Peel® Unjacketed Coax Bundled, Plenum Rated

Description	Part No.	UL NEC/ C(UL) CEC Type	No. of Cond.	Standard Lengths		Standard Unit Weight		Conductor (stranding) Diameter Nom. DCR	Nominal Core OD		Shielding Materials Nom. DCR	Nominal OD		Nom. Imp. (Ω)	Nom. Vel. of Prop.	Nominal Capacitance		Nominal Attenuation				
				Ft.	m	Lbs.	kg		Inch	mm		Inch	mm			pF/Ft.	pF/m	MHz	dB/ 100 Ft.	dB/ 100m		
20 AWG Solid .032" Bare Copper Conductors • Duofoil® (100% Coverage) + TC Braid Shield (95% Coverage) Foam FEP Insulation • Flamarest® Jackets in Colors (See Chart) • 5 and 6 Bundles Also in All Black • Center Spline Binder																						
 Duofoil	1283S3  	NEC: 3 CMP: 1000 CEC: 304.8 CMP: 60.0	3	500	152.4	60.0	27.3	20 AWG (solid) .032" BC 10.0Ω/M' 32.8Ω/km	.133	3.38	Duofoil (95%) + TC Braid 5.4Ω/M' 17.7Ω/km	Single: .196 4.8 Overall: .422 10.7	75	84%	16.1	52.8	1	.3	1.0	2.0		
	1283S5 	NEC: 5 CMP: 1000 CEC: 304.8 CMP: 112.0	5	500	152.4	112.0	51.0	same as above	.133	3.38	same as above	Single: .196 4.8 Overall: .529 13.4	100% Sweep tested. 5 MHz to 3 GHz.					3.6	.6	2.0		
	1283S6 	NEC: 6 CMP: 1000 CEC: 304.8 CMP: 129.0	6	500	152.4	129.0	58.6	same as above	.133	3.38	same as above	Single: .196 4.8 Overall: .588 14.9	10	1.1	3.4	71.5	2.3	7.4	135	3.2	10.5	
																	270	4.6	14.9	360	5.3	17.2
																	540	6.4	21.0	720	7.3	23.9
																750	7.5	24.6	1000	9.4	30.8	
																1500	12.8	42.0	2500	17.5	57.4	
																3000	21.9	71.8				

BC = Bare Copper • DCR = DC Resistance • FEP = Fluorinated Ethylene Propylene • TC = Tinned Copper

Contact the Belden Customer Service Department for a more Comprehensive Connector Cross Reference. **1.800.BELDEN.1**. Request quotations of cables not listed.

Color Code Chart:

Cond.	Color	Cond.	Color
1	Red	4	Yellow
2	Green	5	Black
3	Blue	6	White